



The BMA CT is a patented ceiling tile beamforming mic array that blends in perfectly with today's drop ceilings.

Built in acoustic echo cancellation, noise cancellation, and beam selection eliminate the need for per-beam processing in a DSP mixer — requiring fewer DSP mixer resources.

Built in 2x10 Watt into 8-ohm power amplifier conveniently drives loudspeakers.

### Convenient Ceiling-Tile Form Factor

- + Drops easily into standard ceiling-tile grid systems
- + Integrated features significantly reduce system design complexity
- + Simple installation
- + Consumes less rack space
- + Lower cost
- + Three sizes available to fit US and international ceiling-grid tile sizes

### Advanced Audio Processing

- + Most advanced Acoustic Echo Cancellation
- + Noise Cancellation
- + Adaptive steering (think of it as smart switching) — no need to adjust individual beams
- + Advanced gating with adaptive ambient for seamless combining of multiple BMA CT units
- + Replaces 9 to 12 traditional microphones

### Flexible, Scalable, and Cost-Effective

- + Built-in processing eliminates the need for per-beam processing in a DSP mixer — requiring fewer DSP mixer resources
- + Daisy-chain ceiling tiles via P-Link for larger conference set-ups — for simpler wiring and longer distances compared to networked “home run” connections
- + Daisy-chain P-Link devices such as the DIALOG® 20 Wireless Mic System
- + Long distance P-Link mode allows 650 ft (200 m) between tiles for a total cable reach of 1950 ft (600 m)
- + Single cable for power, audio, and control
- + Zero consumption of DSP mixer analog inputs

### Configuration & Management

- + Pro CONSOLE® software
- + Auto-discovery of devices
- + System monitoring and troubleshooting



#### APPLICATIONS

Boardrooms

Conference Rooms

Large Lecture Halls

Training Centers

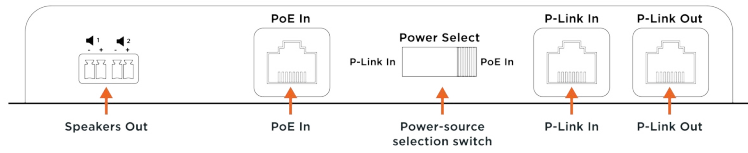
Courtrooms

Telemedicine Facilities

Houses of Worship

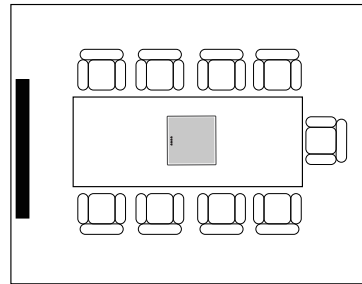
## Connections

### BMA CT I/O CONNECTIONS

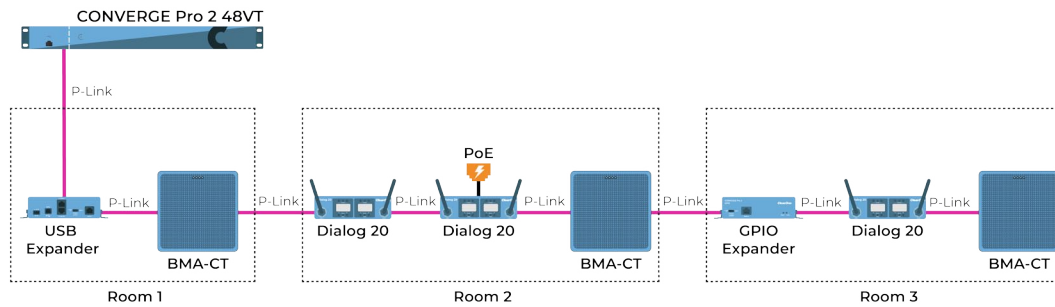
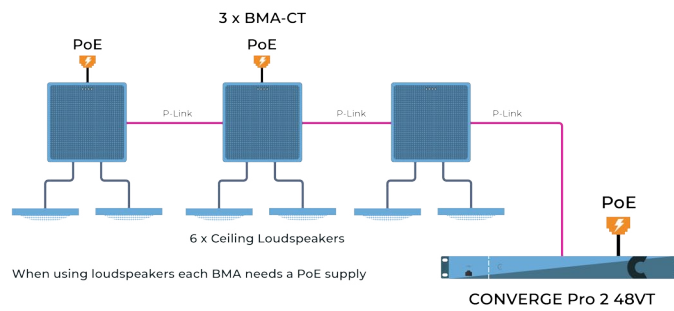


## Orientation

ORIENT LEDS TOWARDS EITHER END OF THE TABLE



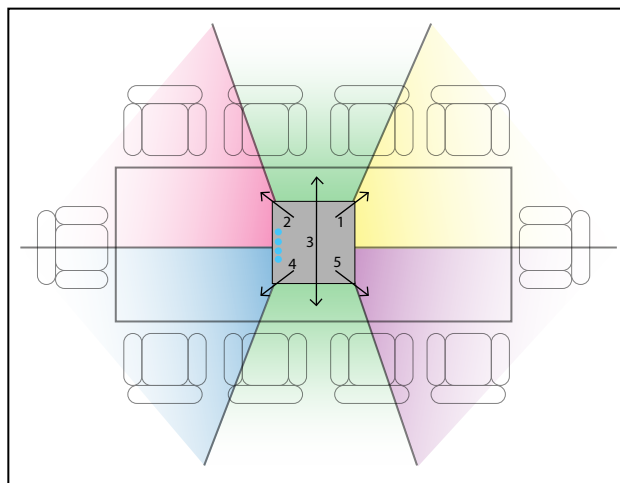
## Connection Diagrams



P-Link carries up to 16x16 audio channels

## Operating Modes

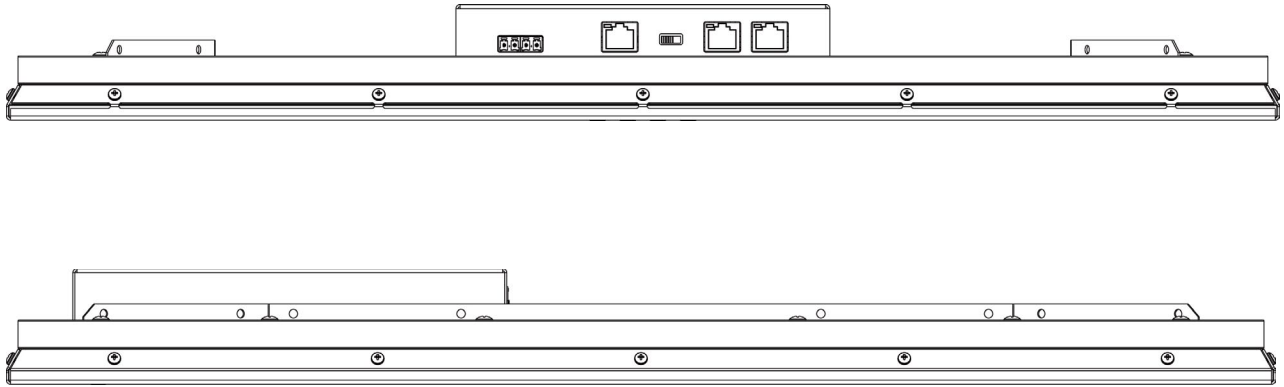
### STANDARD MODE



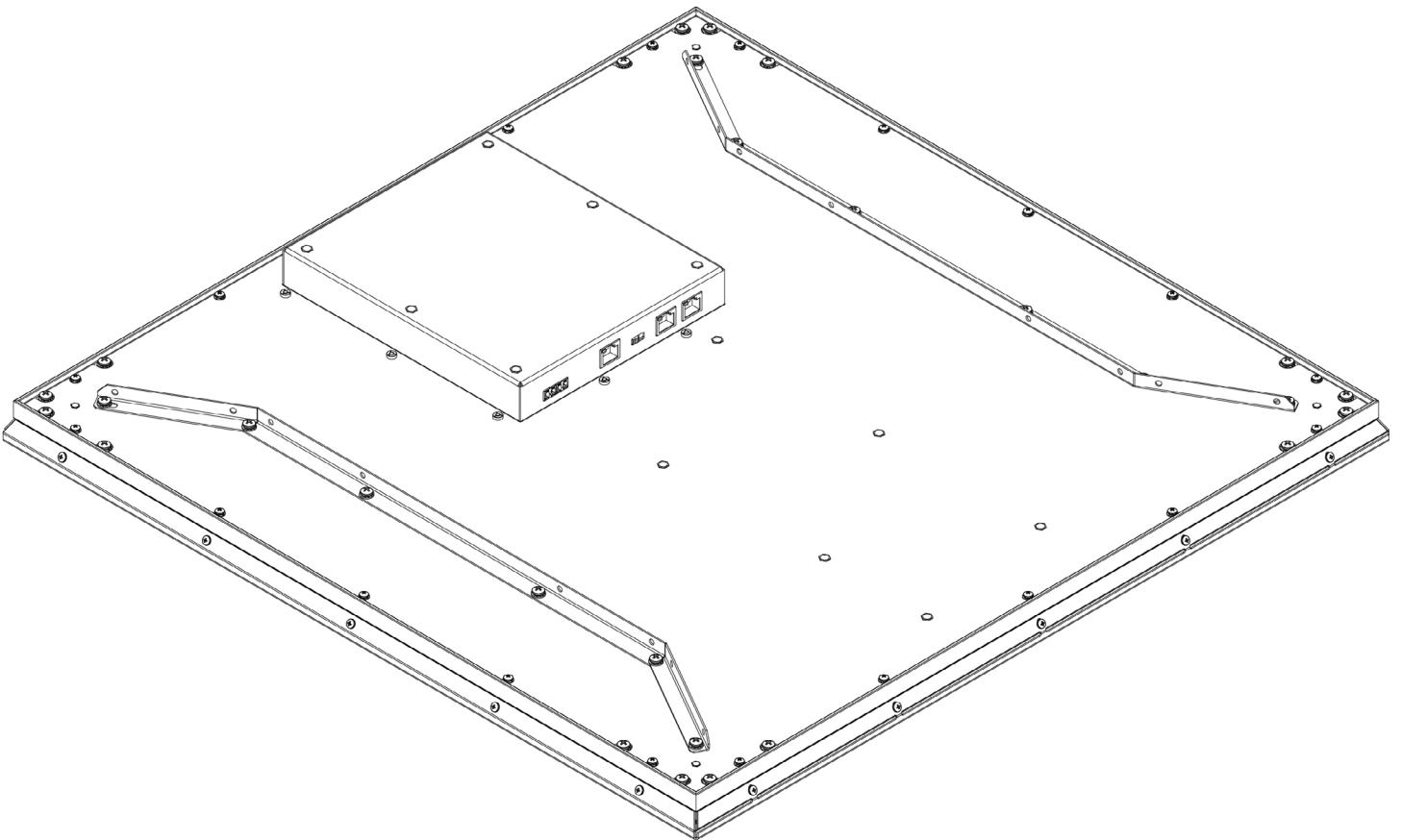
## Diagrams

---

### SIDE VIEWS



### BACK VIEW



## PRODUCT SPECIFICATIONS

### 24 microphones

Uses P-Link channels and C-Link channels based on configuration

**Number of Beams:** Two patterns, either 5 or 6 beams

**Polar Pattern:** Custom

**Frequency Response:** 150Hz – 16kHz, +/- 3dB

**Dynamic Range:** 150Hz – 16kHz, > 70dB

### Amplifier Output

**Type:** 5.08mm Black Header, Male, Phoenix type Euroblock

**Audio:** 2 Channels

**Output Power:** 2x10W Max, 8Ω load\*

**Frequency Response:** 20Hz – 22kHz @ +10dBu, +/- 0.5dB

**THD + Noise:** 20Hz – 22kHz @ +10dBu, 1W, < 0.2%

**Dynamic Range:** 20Hz – 22kHz @ +20dB, > 102dB, with 20kHz digital low pass filter

**Crosstalk:** Channel to Channel, stimulus at +20dBu to receptor 10W output 8Ω load, 20Hz – 22kHz, < 60dB

### LED

**4 LED indicators on one end of unit:**

Mute/Un-mute configuration with 8 color options, two blink patterns and warning indications

### Configuration

**Beam enable/disable**

**Acoustic Echo Cancellation (AEC) on/off**

**Noise Cancellation (NC) on/off**

**Filters:**

- All Pass
- Low Pass
- High Pass
- Notch
- PEQ

**Automatic Level Control (ALC) on/off**

**Gain adjust**

**Mute on/off**

**Auto gate/Manual gate**

### P-Link Peripheral Bus

**P-Link In & Out:** Proprietary Network

**Ports Type:** RJ-45

**Cable:** RJ45 Cat5e, Cat6, Expandable

**Distance:** Up to 650 ft.

**Daisy-Chain:**

Up to 3 Array units and additional P-Link compatible devices with each supported CONVERGE Pro 2 unit in the same chain

Up to 6 Array units in the same chain with 2 supported CONVERGE Pro 2 units connected through C-Link

**Long Distance P-Link:**

Increases P-Link distance from 200 ft. to 650 ft.; (200M) max cable distance between any two units; Cat6, 550 MHz, 23 AWG, solid conductor cable; Do not use Copper Clad Aluminum (CCA) cable

### Power Selection Switch

**Type:** Slide Switch

Slide toward P-Link to power device by P-Link  
Slide toward PoE to power device by PoE Injector or Dante PoE

### Configuration & Administration Software

CONVERGE® CONSOLE® Software

### Mounting

**Ceiling mount (24" or 600mm drop-ceiling grid)**

### Power & Thermal

**Power Type:** PoE

**Port Type:** RJ-45

**Power Source:** PoE Injector or equivalent

**PoE:**

IEEE 802.3at compliant devices providing 56V and 640 mA (36 W).  
P-Link In - Mode B  
PoE In - Mode A and Mode B

\*BMA CT requires its own PoE (IEEE 802.3 at compliant) if 2x10W speakers are driven

**Power Consumption:**

100-240VAC, 50/60Hz  
9.1 Watt Typical without speaker amp  
38W at max power 1kHz (2 x 10W)

**Thermal:** 130 BTU/Hr at max power

**Operating Temperature:**

14° F/-10° C to 104° F/40° C ambient temperature

### Dimension & Weight (WxHxD)

**24" BMA CT:**

23.72 x 23.72 x 2.13" (602.5 x 602.5 x 54.1mm)

**600 mm BMA CT:**

23.33 x 23.33 x 2.13" (592.5 x 592.5 x 54.1 mm)

**Unit Weight:** 7.7lbs (3.5kg)

**Shipping Weight:** 11.5lbs (5.2kg)

### Part Numbers

**910-3200-205:** 24" White BMA CT

**910-3200-205-I:** 600 mm White BMA CT

### Supported CONVERGE Pro 2

Part Number	Product
910-3200-001	CONVERGE Pro 2 128
910-3200-001-D	CONVERGE Pro 2 128D
910-3200-002	CONVERGE Pro 2 128T
910-3200-002-D	CONVERGE Pro 2 128TD
910-3200-003	CONVERGE Pro 2 128V
910-3200-003-D	CONVERGE Pro 2 128VD
910-3200-005	CONVERGE Pro 2 48T
910-3200-006	CONVERGE Pro 2 48V
910-3200-008	CONVERGE Pro 2 48VT
910-3200-008-D	CONVERGE Pro 2 48VTD
910-3200-004	CONVERGE Pro 2 120

### Accessories

Part Number	Product
910-3200-202	PoE Power supply kit for BMA CT and BMA CTD
910-3200-204-50	50 ft RJ45 CAT6 Cable
910-3200-204-100	100 ft RJ45 CAT6 Cable
910-3200-204-150	150 ft RJ45 CAT6 Cable
910-3200-204-200	200 ft RJ45 CAT6 Cable
910-3200-205-01	Brackets to convert 600 to 625 mm

## SALES AND INQUIRIES

### Headquarters

5225 Wiley Post Way  
Suite 500  
Salt Lake City, UT 84116

### US & Canada

Tel: 801.975.7200  
Toll Free: 800.945.7730  
Fax: 801.303.5711

### International

Tel: +1.801.975.7200  
global@clearone.com

### Sales

Tel: 801.975.7200  
sales@clearone.com

### TechSupport

Tel: 801.974.3760  
tech.support@clearone.com