

Courtroom

Design Guide

DOC-0584-001 - V 2.0 - May 2024

Room Application

Voice Lift, Remote Witness, FTR Recording, Camera Tracking.

Included Interfaces

VoIP, Telco, USB

Primary Equipment

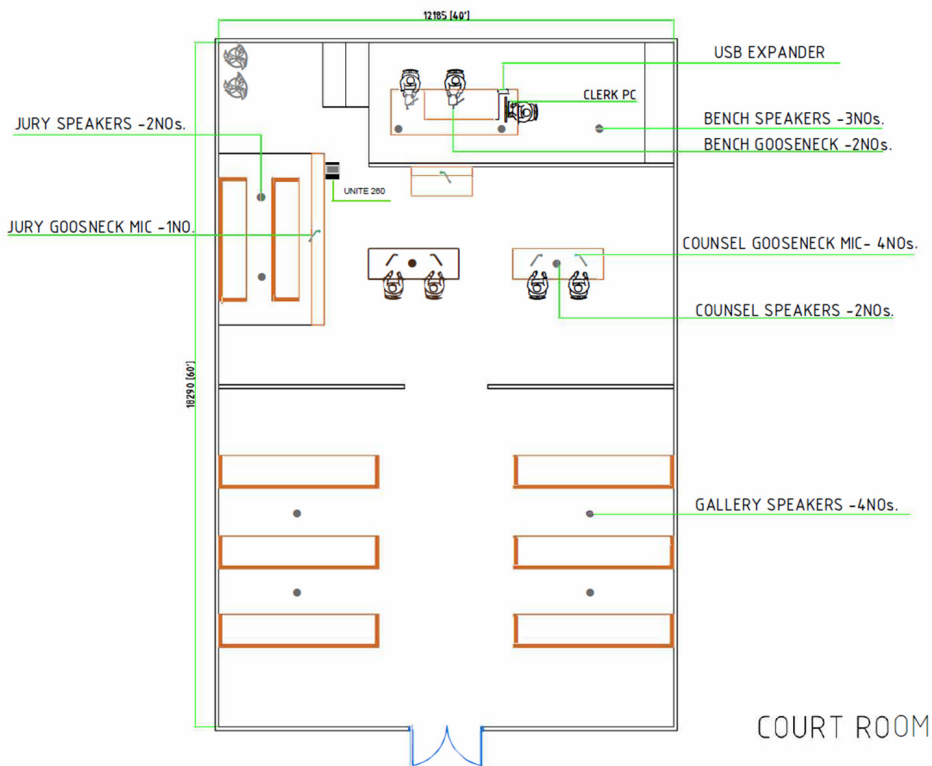
- Converge Pro 2 128VTD
- Dante Microphones
- Converge PA460 Amplifier
- Unite 260 4K PTZ Camera

Software/Firmware revisions utilized

- Console Ai Version: v7.7.0.14
- DSP Version: 8.7.14.13
- BMA 360 Version: 1.0.8.4



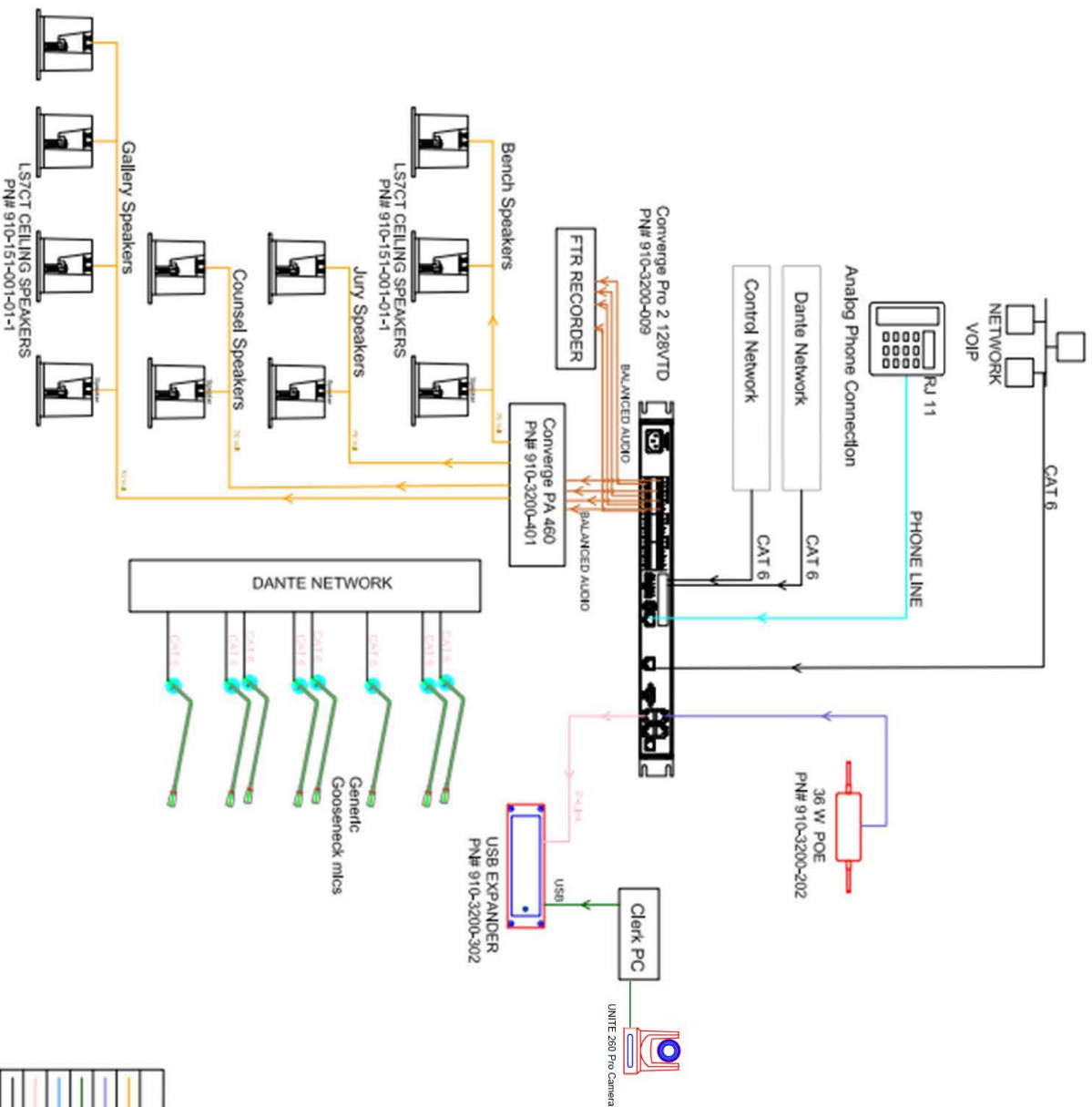
Room Illustrations



Room Description

Quality audio is key in the modern courtroom. This system design provides excellent audio pick-up for recording and transmit of all key courtroom positions, as well as voice lift for perfect communication within the courtroom itself. Native Camera Tracking keeps the active talker in camera view.

Wiring Diagram



NOTE: ANY INDIVIDUAL P-LINK MUST NOT EXCEED 200 FEET / 61 METER IN LENGTH

LEGEND	
	SPEAKER (18 AWG WH)
	POE
	USB
	HDMI
	P-LINK (CAT 6)
	NETWORK (CAT 6)
	MICROPHONE

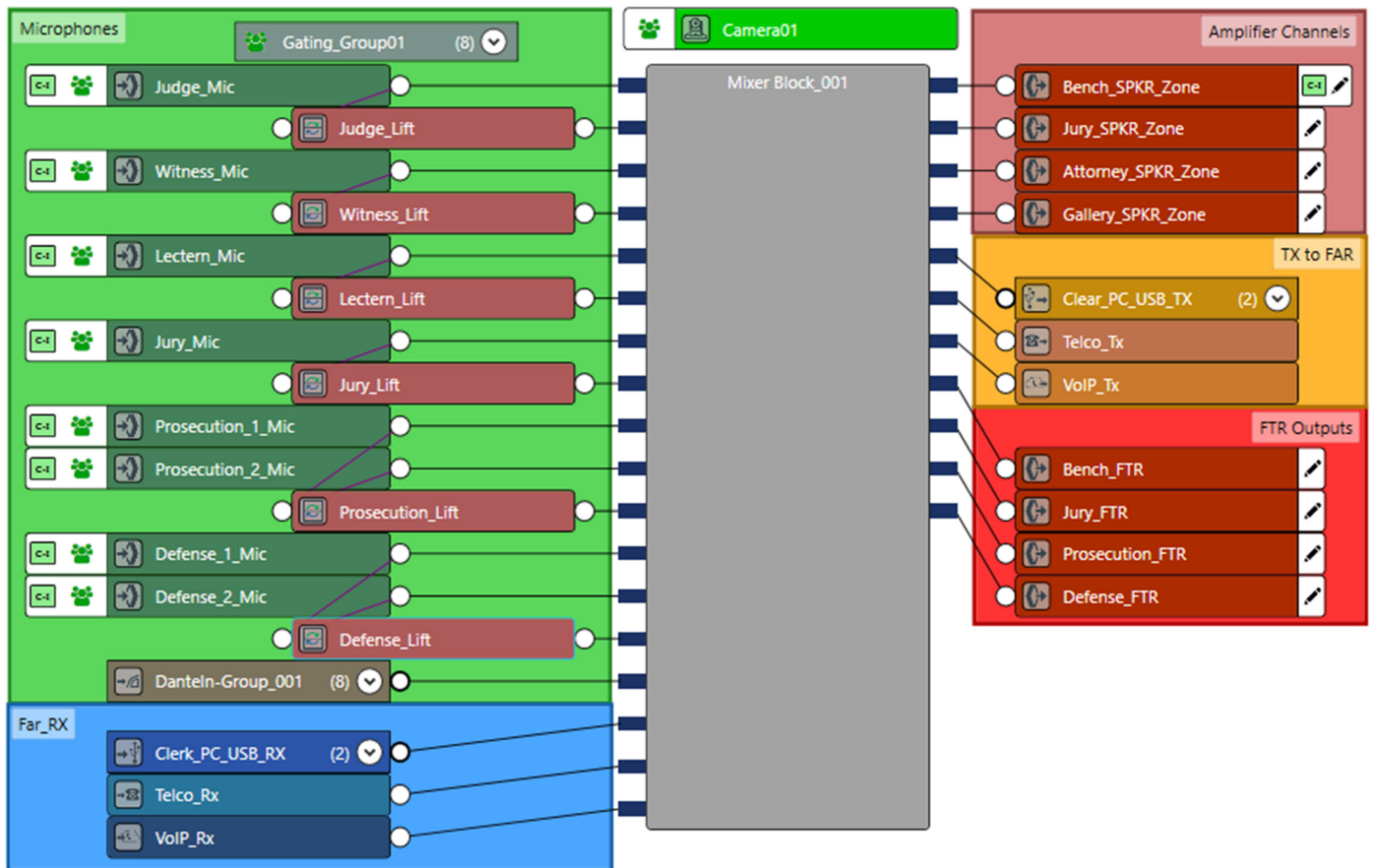
Equipment list:

Qty	Part Number	Product Name	Description
1	910-3200-009-D	CONVERGE Pro 2 128VTD	DSP Mixer with 12 Mic/Line AEC Inputs, 8 Mic/Line Outputs, USB Audio, VoIP, Telephone Interface, Dante 16 x 16
1	910-3200-302	USB Expander for CONVERGE Pro 2	Includes 6 ft USB cable
1	910-3200-202	36W PoE+ power supply kit	Includes 1 x 36 Watt PoE+ Injector, 2 x 25 ft CAT6 cables
6	910-151-001-01	Ceiling Speakers	Includes 2 x LS6CT ceiling speakers with 8 ohm and 70V/100V transformer taps and ceiling tile bridges.
1	910-3200-401	CONVERGE PA 460	4 Ch x 60 Watts Class-D audio power amplifier. Half rack size. Rack-mount kit not included.
1	910-2100-018	UNITE 260 Pro Camera	PTZ camera with 20x optical zoom, 4Kp30 UHD, USB, HDMI, IP connections, AI smart face tracking, and auto framing.

Note:

*Additional 3rd party equipment may be needed and may not be reflected in this equipment list.

Flow View Diagram:



Included Macros:

- BenchMicMute – Mutes Judge and Witness Microphones.
- BenchMicUnmute – Unmutes Judge and Witness Microphones.
- DefenseMicMute – Mutes Defense Gooseneck Microphones.
- DefenseMicUnmute – Unmutes Defense Gooseneck Microphones.
- FullSystemMute – Mutes all Microphones as well as Far End RX and TX audio channels.
- FullSystemUnmute – Unmutes all Microphones as well as Far End RX and TX audio channels.
- JuryMicMute – Mutes the Jury Gooseneck Microphone.
- JuryMicUnmute – Unmutes the Jury Gooseneck Microphone.
- ProsecutionMicMute – Mutes the Prosecution Gooseneck Microphones.
- ProsecutionMicUnmute – Unmutes the Prosecution Gooseneck Microphones.

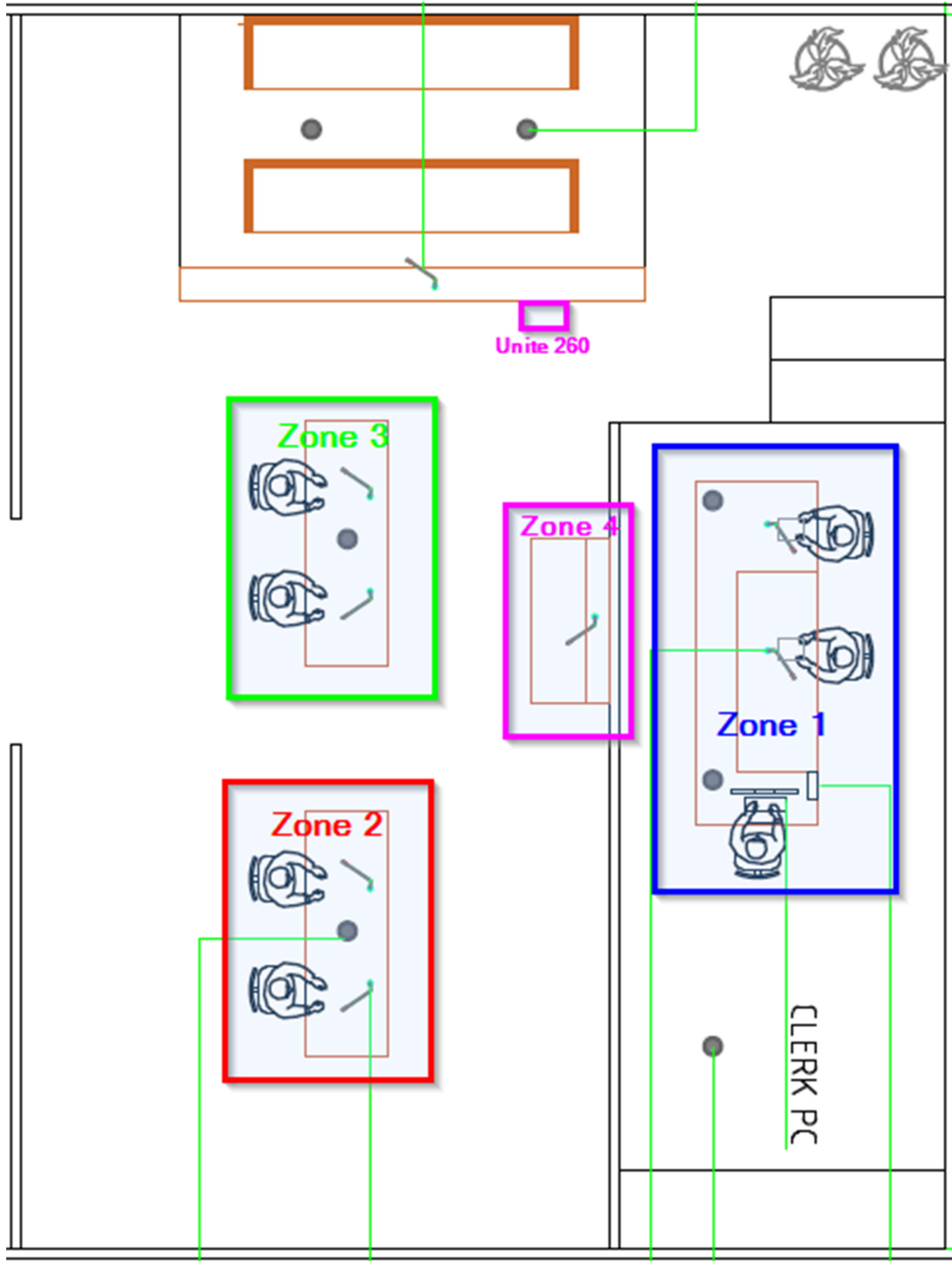
Note:

*Macros can be executed via Telnet or serial communications. Refer to the Converge Pro 2 Serial Command Reference Manual for details.

Included Macros:

Converge Pro 2 audio processors support both IP and VISCA direct camera control to focus on speaking room participants. This design includes a preliminary configuration for tracking.

Camera coverage zones-



Active Microphone assignments to Camera Presets-

Camera Preset Matrix

	UNITE26..	Preset_1	Preset_2	Preset_3	Preset_4	Preset_5	Preset_6	Preset_7	Preset_8	Preset_9	Preset_10	Preset_11	Preset_12	Preset_13
Defense_1_Mic			X											
Defense_2_Mic			X											
Judge_Mic		X												
Jury_Mic														
Lectern_Mic					X									
Prosecution_1_Mic				X										
Prosecution_2_Mic				X										
Witness_Mic		X												

[Download the Courtroom files:](#)

- Example Console Configuration File | [Download](#)
- DWG Wiring Diagram | [Download](#)
- Stardraw Wiring Diagram | [Download](#)

SALES AND INQUIRIES

Headquarters

5225 Wiley Post Way Suite 500
Salt Lake City, UT 84116

Headquarters

Main: +1.801.975.7200

Sales

Tel: +1.801.975.7200
sales@clearone.com

Tech Support

Tel: +1.801.974.3760
audiotechsupport@clearone.com