


BMA 360DX

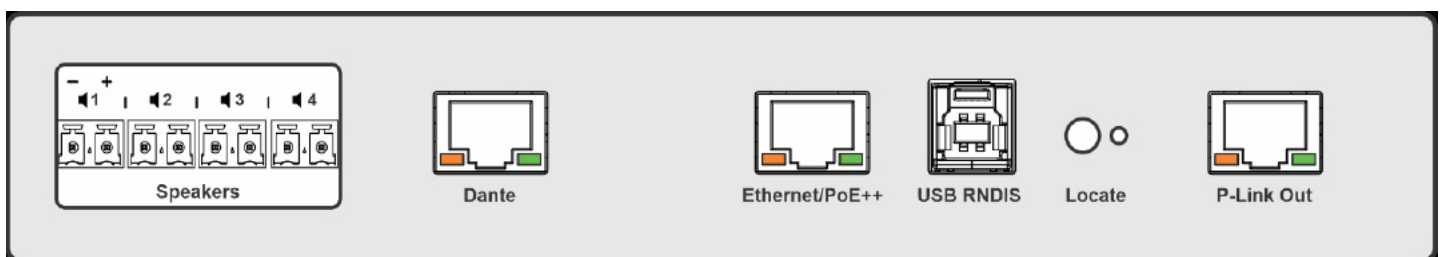
The BMA 360DX is a transformative union of AV and IT technologies shattering the traditional market barrier between performance and ease-of-deployment. This next-generation design provides an eco-friendly audio-conferencing solution - all in one innovative ceiling tile.



- › The platform elegantly combines an advanced beamforming microphone array, a fully integrated DSP processor with Dante®, and a multi-channel amplifier as a single ceiling tile at an unbeatable price. With everything on board, its scalable design easily adapts to a variety of meeting spaces.
 - › This consolidated design eliminates rack space, reduces packaging, storage, and shipping requirements—providing a more environmentally friendly meeting solution.
 - › The simplicity and affordability of this breakthrough design finally offers both AV and IT practitioners alike, the opportunity to make supreme professional quality audio accessible to all.
 - › Setup is quick—automatic detection and configuration of peripherals like additional beamforming microphone arrays, USB expanders, and analog audio interfaces means no programming is needed. Simply connect the cables and you're conferencing.
 - › The BMA 360DX is scalable for a variety of meeting spaces and can even auto-detect and pre-configure 2 additional connected BMA 360 beamforming ceiling tiles.
 - › The BMA 360DX auto-detects and pre-configures ClearOne peripheral options including USB expanders, analog audio I/Os, and HDMI audio de-embedders.
 - › ClearOne's 7G AEC and adaptive acoustic processing provides unrivaled echo elimination and full-duplex audio - even in the most challenging spaces.
-

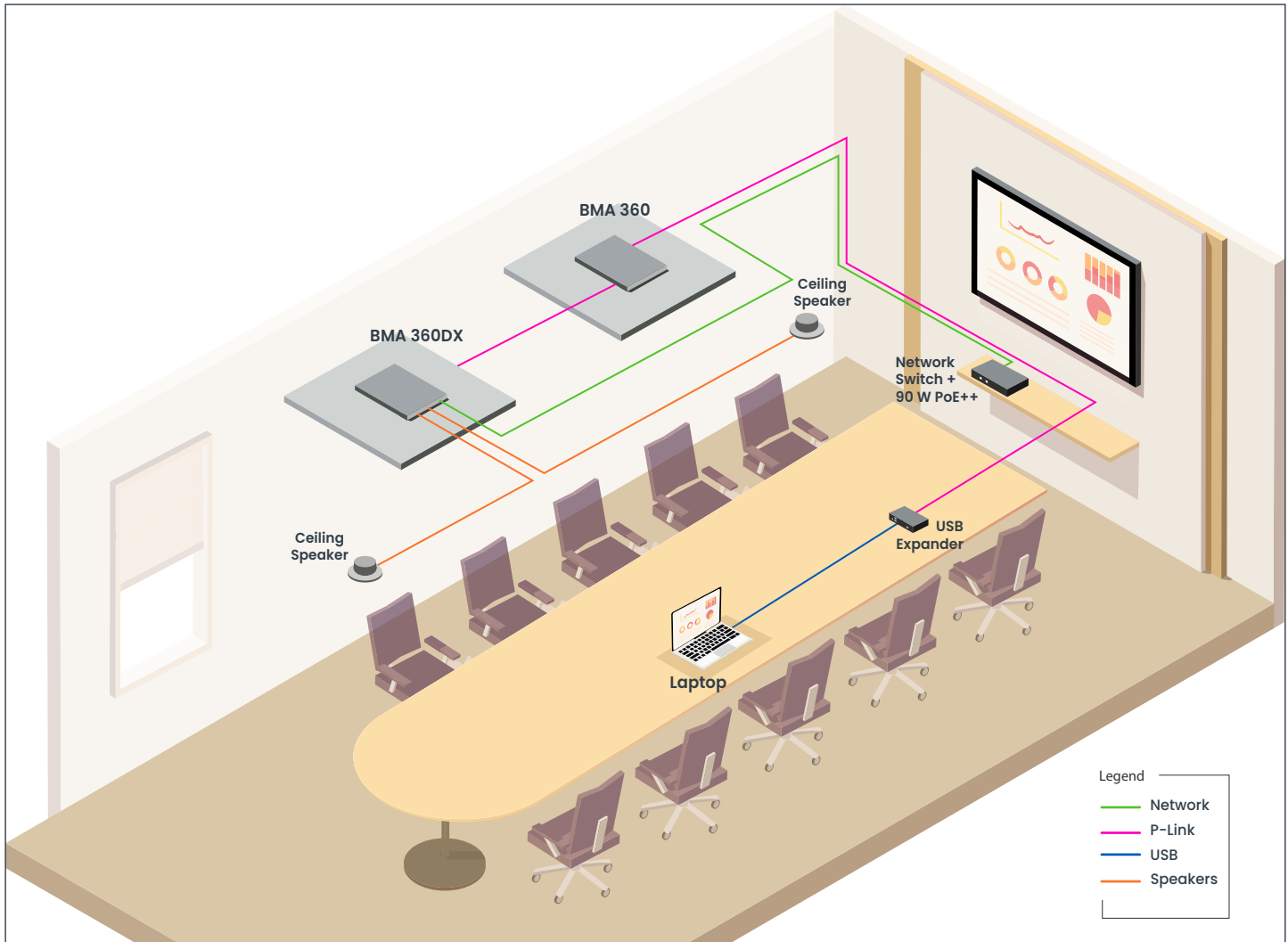
- › Deep Sidelobe Beamforming, DsBeam™, provides unparalleled sidelobe depth, below -40 dB, resulting in superior rejection of reverb and noise in difficult spaces for superb clarity and intelligibility.
- › ClearOne's BMA 360DX breakthrough technologies, FiBeam, DsBeam, and 7G AEC, combine to create VividVoice™, a significant advancement for professional conferencing which ensures an equitable meeting experience.
- › Built-in power amplifiers, selectable as 4 x 15 Watt or 2 x 30 Watt, make driving loudspeakers simple and convenient.
- › In large spaces, the Voice Lift feature provides a powerful and simple way to drive multiple speaker zones with unmatched gains, allowing everyone to hear every word.
- › Built-in control for networked PTZ cameras, provides an engaging and seamless visual experience, and eliminates the complexity and expense of external controllers for camera tracking.
- › CONVERGENCE® AV Manager software simplifies the management and monitoring of the BMA 360DX and other ClearOne devices, including DSP processors, wireless microphones, and cameras.
- › Supports two different ceiling grid types: 24 in and 600 mm. It incorporates a VESA-mount hole pattern that supports pole mounting. Hard-ceiling mount adapter kits are also available.

Connections



Configuration

Use CONSOLE® One software for custom configuration and programming.



All-In-One Innovative Ceiling Tile

Integrated DSP processor provides everything needed to combine, route, and process all the audio signals with no compromises. This includes acoustic echo cancellation, noise suppression, auto mixing, equalization filters, delays, feedback eliminators, compressors, limiters, and Dante.

APPLICATIONS

- Audio Conferencing
- Video Conferencing

WORKSPACES

- Conference rooms
- Boardrooms
- Courtrooms
- Classrooms
- Telemedicine
- Theaters

BMA 360DX

- BEAMFORMING FEATURES**
- True Frequency Invariant Beamformer: Gain response is unvarying across frequency
 - Beamwidths: 35 °, 45 ° and 55 ° with Frequency Invariance
 - Beamforming Range: 100 Hz to 20 KHz
 - Deep Sidelobes: Down to 45 dB of depth
 - Beam Pointing Accuracy: 0.2 dB
 - Dynamic Range: 20 Hz to 20 KHz, > 70 dB
 - Number of Beams: Up to 12
 - Room Patterns: Full Circle/Square, Rectangular, Semi-Circle/Classroom, Custom Beams
 - Coverage Sizes: Up to 600 square feet/58 square meters
 - Ceiling Height: Configurable with CONSOLE® One from 7 ft to 20 ft
- AMPLIFIER OUTPUT**
- Type: 5.08 mm (0.2 ") Header, Phoenix-type Euroblock
 - Audio: 4 channels
 - Output Power: 4x15 W Max, 8 Ω load, or 2x30 W, 4 Ω load, Bridged
 - Frequency Response: 20 Hz – 22 kHz, +/- 0.5 dB
- CONFIGURATION**
- Acoustic Echo Cancellation (AEC) On/Off
 - Noise Cancellation (NC) on/off. Range: 6 to 25 dB depth.
 - Automatic Level Control (ALC) On/Off
 - Gain Adjust
 - Mute On/Off
- ETHERNET**
- Port Type: RJ-45, 10/100 Mbps Ethernet Network, Auto Negotiation
 - IP address: IPv4
- DANTE™ and AES67 AUDIO**
- Port Type: RJ-45 Gigabit Ethernet connector for Primary Port
 - Audio: Digital Audio, 8 x 8 bidirectional channels
 - Sample Rate: 48 kHz
 - Sample Bit Depth: 24-Bit
 - AES67 Mode: Enabled through Dante Controller software
- CAMERA TRACKING**
- Supported Cameras: Unite 150, Unite 160, Unite 200 and Unite 260
 - Communication Protocol: VISCA
 - Communication options: Ethernet (VISCA over IP)
- SOFTWARE**
- CONSOLE® One
- DIMENSION & WEIGHT**
- 24 IN
 - Product Dimension: 23.7 x 23.7 x 2.1 " (602.5 x 602.5 x 54.1 mm)
 - Product Weight: 11.1 lbs (5.0 Kg)
 - Shipping Weight: 14.2 lbs (6.4 Kg)
 - 600 mm
 - Product Dimension: 23.3 x 23.3 x 2.1 " (592.5 x 592.5 x 54.1 mm)
 - Product Weight: 9 lbs (4.0 Kg)
 - Shipping Weight: 12.8 lbs (5.8 Kg)

BMA 360DX

- MOUNTING** • Ceiling Mount: 24 in, 600 mm drop-ceiling grid
• VESA® Mount ready: 100 mm hole pattern, M 4 x 10 mm
- P-LINK PERIPHERAL BUS PORT** • Ports Type: RJ-45 (Cat 5e or Cat 6)
• P-Link Out: Proprietary peripheral bus
• Audio: Up to 2 BMA 360 units + up to 2 Audio Expander units + up to 2 HDMI Expander units + up to 2 USB Expander units
• Cable: Solid core 23 AWG, factory terminated Cat 5e or 6 cable
• Distance: Up to 200 ft (60 m)
- POE++ PORT** • Port Type: RJ-45 PoE power
• Power on all pairs
• 56 V 90 W IEEE 802.3 bt compliant devices or equivalent, Mode A and B, Midspan
• Cable: Solid core, 23 AWG, factory terminated Cat 6
- POE REQUIREMENTS** • No speakers: 36 W PoE
• Speakers: Requires 56 V 90 W IEEE 802.3 bt PoE
- POWER AND THERMAL** • Power Source: PoE injector or equivalent
• Power Consumption:
- 100-240 VAC, 50/60 Hz
- 23 Watt typical without speaker amp
- 55 W at 1/3 power x 4 @ 1 kHz
• Thermal: 270 BTU/hr at max power
• Operating Temperature: 14 °F/-10 °C to 104 °F/40 °C ambient temperature
- ACCESSORIES** • 910-3200-308 HDMI Expander
• 910-3200-306 Audio Expander
• 910-3200-302 USB Expander
• 910-3200-202 PoE Power supply kit, 36 W
• 910-3200-209 PoE Power supply kit, 90 W
- MOUNTS FOR NON-TILE CEILINGS** ... • 910-3200-210 BMA 360 Surface-Mount Kit 24 in
• 910-3200-210-I BMA 360 Surface-Mount Kit 600 mm
• 910-3200-212 BMA 360 Recessed-Mount Kit 24 in
• 910-3200-212-I BMA 360 Recessed-Mount Kit 600 mm
- PART NUMBERS** • 910-3200-220 BMA 360DX 24 in
• 910-3200-220-I BMA 360DX 600 mm



Scan this Code,
to learn more

ClearOne owns all rights to its logos and trademarks used in connection with this datasheet. All other logos and trademarks appearing on the datasheet are the property of their respective owners. Use of third-party logos or trademarks is for the sole informational purpose of identifying the referenced goods and/or services. Use of a third-party logo or trademark does not necessarily indicate an endorsement by the owner of that mark or a partnership, affiliation, or sponsorship between the owner and ClearOne.

In a time of rapid change, it is difficult to ensure that all information on this datasheet is accurate and up-to-date. The content on this datasheet is for informational purposes only and is subject to change without notice.

SALES AND INQUIRIES

Headquarters

5225 Wiley Post Way
Suite 500
Salt Lake City, UT 84116

US & Canada

Tel: +1.801.975.7200

International

Tel: +1.801.975.7200

Sales

Tel: +1.801.975.7200
sales@clearone.com

Tech Support

Tel: +1.801.974.3760
audiotechsupport@clearone.com